



District Report Card: 2017


State: Rajasthan	District: Alwar
Class: 8	Subject: Language
Schools: 51	Students: 1153


Participation/Coverage


Students

<div>GENDER</div> <div></div>	Boys		Girls	
	Number	%	Number	%
	492	42.67	661	57.33

<div>AREA</div> <div></div>	Rural		Urban	
	Number	%	Number	%
	1060	91.93	93	8.07

<div>CATEGORY</div> <div></div>	SC		ST		OBC		GEN	
	Number	%	Number	%	Number	%	Number	%
	407	35.30	130	11.27	528	45.79	88	7.63

<div>CWSN</div> <div></div>	LD	VI	HI	S&LD	ID	Oth
	5	3	1	3	3	1

<div>Management</div> <div></div>	Government		Government-aided	
	Number	%	Number	%
	1153	100.00	0	0.00

Average Performance of Students in Language (%)

Overall	Gender		Area		Management		Social Group			
	Male	Female	Rural	Urban	Govt.	Aided	SC	ST	OBC	GEN
67.46	67.10	67.73	68.12	59.93	67.46	0.00	66.22	66.36	68.81	66.67

Performance on Learning Outcomes (LOs)

Learning Outcomes	Description	Average Performance(%)
L813	Read textual/non-textual materials with comprehension and identifies the details, characters, main idea and sequence of ideas and events while reading	67.46

Range of Performance of Students who Answered Correctly							
Below 30%		30% - 50%		50% - 75%		Above 75%	
Number	%	Number	%	Number	%	Number	%
80	6.94	161	13.96	448	38.86	464	40.24

Lowest Performing Learning Outcomes (LOs)

1 - Read textual/non-textual materials with comprehension and identifies the details, characters, main idea and sequence of ideas and events while reading (67.46)